



PRIVATE EVENTS *at*  
CHELSEA PHYSIC GARDEN



# London's oldest botanic garden


Chelsea Physic Garden is London's oldest botanic garden, and an extraordinary hidden oasis of biodiversity in the city centre.

Founded in 1673 as an apothecary's garden, it grew to become one of the world's foremost and pioneering centres of botany and plant exchange. The Garden today embodies 5,000 different plant taxa cultivated across 350 years of horticultural science. We remain the only botanic garden collection worldwide devoted solely to medicinal, useful and edible plants.

From the historic Pond Rockery to the tropical plants lining our Victorian glasshouses; the medicinal garden and Dicotyledonous beds; Ginkgo trees, herbs and spices, carnivorous and poisonous plants, fruiting olives, palms and pomegranates; and the terraces and woodland peripheries that enclose two spacious lawns—the Garden casts a truly beautiful backdrop to an event of any kind, and bestows a character unique amongst any other venue so close to the city centre.



Viola Odorata 'Czar' by Yvonne Glenister Hammond



Our location near Sloane Square, Victoria Station and King's Road grants easy transport connections around London and beyond. And our dry-hire and venue buyout possibilities allow a wealth of different traditional or innovative event formats.


Whether you are looking for a grand garden party, or the most intimate of celebrations, contact us today to discover what the Garden can offer you.

Our charitable vision

To inspire wonder, wellbeing and discovery by uniting people with plants that heal.



Image: Laura Stoner-New



For 350 years, Chelsea Physic Garden has been a place of teaching. Generations of apothecaries, horticulturalists and artists have mastered their craft or found inspiration within our walls. We strive to give people from all walks of life the chance to reconnect with the natural world and discover how plants have shaped the world around us. And we offer a unique contribution to London's biodiversity, and a home to its local wildlife.

We are a small and independent charity that relies solely on donations and self-earned revenue to continue this work. By choosing to hold your event at the Garden, your support helps us to effect our founding purpose and preserve our unique plant collection for the next generation.

Last year, the funds we raised through our venue hire programme have helped us to:

  
**5,000**  
Care for 5,000  
unique plants

  
**11,305**  
Engage 11,305  
students and learners

  
**97**  
Run 97 school  
workshops

  
**295**  
Save 295 plants  
to our seed bank

  
**12**  
Train 12 young  
horticulturalists

  
**267**  
Protect 267  
species of fauna


# EVENT SPACES

## The Garden

In its entirety, Chelsea Physic Garden extends across four-acres of intensively cultivated botanic planting. Each of our 5,000 individual species has its own documented edible, useful or medicinal application. Our unique microclimate enables plants that would not usually grow outdoors in Britain to thrive in our space.

The Garden is intersected by over 3km of pathways, terraces, systematic plant beds and hidden patios, offering some of London's most idyllic photographic backdrops, and a beautiful outdoor space for guests to explore throughout the event.





# EVENT SPACES

## Main Lawn

At the centre of the Garden, a 22m x 24m lawn extends from the World Woodland and Project Beds towards the Garden of World Medicine and the Physic Garden Café. This Main Lawn and the terrace alongside it act as a primary event space for between 50 and 500 guests standing, or 50 to 200 guests seated.

The Main Lawn can accommodate a range of marquees, tents and pagodas available from our trusted accredited suppliers. A marquee offers a centrepiece for your occasion, with plenty of options to customise linings, colours, floorplan and layout.

We recommend hiring at least one marquee on both or either the Main Lawn, or the Lower Lawn opposite, to ensure there's plenty of covered space in case of wet weather.



## The Lower Lawn

Measuring approximately 20m x 23m, the Lower Lawn inclines gently into the deeper corner of the Garden, between the World Woodland and the Cold Fernery Glasshouse. It is home to our Monocotyledon plants including tall grasses and *Jubaea* palms.

The Lower Lawn is suitable for between 30 to 300 guests standing or 30 to 150 seated.




## The Physic Garden Café

Inside our main building is the Physic Garden Cafe, a recently refurbished hospitality space furnished with a countertop bar and seating for up to 52 guests. Adjoining the Café between March and November, is a 6m x 12m Claremont marquee overlooking the Main Lawn.

Both the interior of the Café and the Café Marquee can be used as standalone event spaces each for up to 60 guests seated or 80 standing.

If you are hiring a marquee of your own on the Garden's Main Lawn, the Café areas provide a useful auxiliary space for caterers and other suppliers.



## The Gallery

Originally purposed as classroom, herbarium and plant laboratory, the Gallery is a private function room situated upstairs to the Café. It offers a beautiful view over the Garden, facing South.

The room is spacious, bright and modestly decorated, allowing a considerable versatility for workshop, reception, boardroom, and private dining formats. 12x trestle tables and up to 60x upholstered chairs are included in the hire. The room has capacity for 60 seated or 80 standing.

State of the art AV is built-in, including retractable projector screen, speakers, microphone and laptop provided.

# HIRE OPPORTUNITIES

## Exclusive hire of the Garden

The Exclusive Hire of the Garden grants private use of all our event spaces, including the Garden, the Main and Lower Lawns, the Physic Garden Café, the Gallery and the Garden's visitor welcome areas. The Garden will be closed to public visitors during your hire.

### Prices

#### With marquee license

Day	Availability	Hire Time	Price
Saturday	May to September	8.00 to 22.00	£12,000
Thursday	May to September	18.00 to 22.00	£10,000

#### Without marquee license

Day	Availability	Hire Time	Price
Saturday	All year	8.00 to 22.00	£8,000
Sunday to Friday	All year	18.00 to 22.00	£4,000

*All prices are dry-hire only. The Exclusive Hire of the Garden is exempt from VAT.*

### What's included

- Exclusive access to Chelsea Physic Garden
- The Main Lawn and Lower Lawn
- Marquee license (subject to season and availability)
- The Physic Garden Café and Café Marquee
- The Gallery
- Visitor reception and toilet facilities
- Event Coordinator support
- Venue Duty Manager
- Complimentary admission to the Garden by appointment

### Suppliers

Choose from any of the Garden's accredited event suppliers.





# HIRE OPPORTUNITIES

## Daytime hire of the Lower Lawn

The Daytime hire of the Lower Lawn grants private use of our Lower Lawn space, and non-exclusive admission to the Garden. The rest of the Garden's event spaces will be open to visitors during your hire.

This hire option is available between May and September and suitable for ceremonies or daytime receptions of up to 150 seated or 300 standing.

### Prices

Type	Availability	Season	Hire Time	Price
Full-day	Sunday to Friday	May to September	8.00 to 17.00	£6,000 + VAT
Per hour	Sunday to Friday	May to September	Flexible	£1,500 + VAT / hour

*All prices are dry-hire only.*

### What's included

- Private use of the Lower Lawn
- Marquee license (subject to season and availability)
- Non-exclusive admission to Chelsea Physic Garden
- Event Coordinator support
- Venue Duty Manager

### Suppliers

Choose from any of the Garden's accredited event suppliers.



# HIRE OPPORTUNITIES

## Evening hire of the Physic Garden Café

The hire of the Cafe grants exclusive use of the Physic Garden Café interior, and the Café Marquee and surrounding forecourt area. This hire option is available all year round, and suitable for events of between 12 and 60 guests.

### Prices

Type	Day	Availability	Hire Time	Price
Evening	Sunday to Friday	All-year	18.00 to 22.00	£2,000

*All prices are dry-hire only. The hire of the Café is exempt from VAT.*

### What's included

- Exclusive use of the Physic Garden Café
- Exclusive use of the Café Marquee
- Café furniture, crockery, cutlery and glassware
- Event Coordinator support
- Venue Duty Manager

### Suppliers

Catering through the Garden's in-house caterer, Company of Cooks. Other Suppliers from the Garden's accredited list.



# HIRE OPPORTUNITIES

## Daytime hire of the Gallery

The hire of the Gallery grants exclusive use of the Gallery room, upstairs to the Physic Garden Café overlooking the Garden facing South. The Gallery is available Sunday to Friday all year round, and can be configured to a variety of boardroom, theatre, seminar and reception formats. Maximum capacity is 60 seated and 80 standing.

Admission to the Garden during our standard opening hours is provided to guests at no additional cost.

### Prices

Type	Availability	Season	Hire Time	Price
Full-day	Sunday to Friday	All-year	9.00 to 17.00	£1,800
Morning	Sunday to Friday	All-year	9.00 to 13.00	£900
Afternoon	Sunday to Friday	All-year	13.00 to 17.00	£900

*All prices are dry-hire only. The hire of the Gallery is exempt from VAT.*

### What's included

- Exclusive use of the Gallery
- Admission to the Garden during public opening hours
- Gallery furniture (60x chairs, 14x foldable tables)
- AV equipment (16:9 projector, laptop, wireless microphones, stereo speakers)
- Event Wi-Fi (boostable)
- Event Coordinator support

### Suppliers

Catering through the Garden's in-house caterer, Company of Cooks.  
Other Suppliers from the Garden's accredited list.



# EVENT SUPPLIERS

Chelsea Physic Garden is a 'dry-hire' venue. This means that you can select your own food and drink, marquee or tent, music and entertainment, floristry and other elements of your event through our list of partner accredited suppliers.

We carefully select our accredited suppliers each year for their established industry excellent, their performance delivering events at the Garden in the past, and for sharing our own commitment to ethical and sustainable working practices. Our list also represents a range of different pricing tiers.

For further information and contacts, please visit our [online list of accredited suppliers](#).



## Catering

Company of Cooks  
By Word of Mouth  
Create Food  
Jimmy Garcia Catering  
Lettice Events  
RBMH Event Design  
Rhubarb  
Rocket Food  
Social Pantry  
The Admirable Crichton  
Bartenders Inc.  
Laguna Restaurant



## Marquees

Sail & Peg  
Raj Tent Club  
Sail Tent Company  
Claremont Marquees



## Entertainment and Production

ALR Music  
Blank Canvas Entertainment  
Stormont London  
UK Production  
JSO Productions



## Floristry

Amanda Austin Flowers  
Hybrid Flowers  
Lavender Green Flowers  
Lucy Vail Floristry  
Pinstripes and Peonies



## Photography and Videography

Lucy Davenport  
Mark Bothwell  
Matt Chung



## Other Suppliers

Deluxe Loos  
Easel Hire London  
Options Greathire (furniture)  
Jones hire

# CONTACT US

Wherever you are in your planning,  
we'd love to hear from you.

Contact us at:

events@chelseaphysicgarden.co.uk  
020 7349 6460

Or make an enquiry through our [online form](#).

Chelsea Physic Garden  
66 Royal Hospital Road  
London  
SW3 4HS

Registered charity no. 286513